

24-Port Gigabit PoE++ 4-Port SFP L2+ Managed Ethernet Switch

Overview

UTP5328S-PSD2000 is 24-Port Gigabit PoE++ 4-Port SFP L2+ Managed Ethernet Switch.

The switch provides 24 Gigabit downlink RJ-45 Ethernet ports and 4 Gigabit uplink SFP ports. It meets IEEE802.3af/at/bt standard. All downlink RJ-45 Ethernet ports support Power-over-Ethernet (PoE++) and deliver up to 90W power per port. The total PoE power budget is up to 1900W. The function can be configured via software.

It has extensive L2+ management functions and can be easily managed via a WEB GUI (http/https), CLI (telnet/ssh/console) or SNMP.

Features and Highlights

Abundant Interfaces

- 24*10/100/1000Base-T RJ-45 ports
- 4*1000Base-X SFP ports
- 1*RJ-45 console port
- 1*OOB port (RJ-45)

Intelligent 802.3bt PoE Features

- 90W PoE per port
- 1900W PoE for whole switch
- Support Perpetual PoE
Uninterrupted PoE supply to the powered device during the restart of the switch.
- Support Quick PoE
When the switch is powered on, it supplies PoE to the powered device in seconds.
- Support PoE watchdog

Fast and Convenient Configuration by One-Key Smart

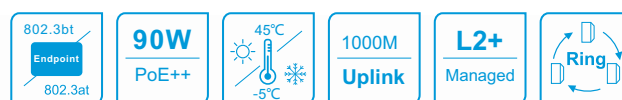
- CCTV: 1~24 ports are isolated while communication; optimize, flow control to make the video more fluent.
- Online: 24-hour online monitoring device. If a crash fault occurs, it will reboot automatically (PoE watchdog).
- Lock: Lock the authentication port device to prevent illegal access to the equipment and make the system more secure.
- Ring: Start Fast Ring group 1 (Fast Ring group: X1 and X2 uplink ports).

L2+ Management Function

- RIP
- OSPF
- Static Routing
- 802.1Q VLAN
- 802.1p QoS
- SNMP
- IPv6
- ERPS
- Fast Ring, self-healing

High Performance Design

- Redundant power supply
- 6kV surge immunity
- 6kV contact discharge, 8kV air discharge ESD protection
- Metal shell design
- Rack mounted / desktop / wall mounted



Hardware Specifications

Items	UTP5328S-PSD2000	
Hardware Specifications		
Downlink Ports	24*10/100/1000Base-T PoE++ RJ-45 (Auto-MDI/MDI-X)	
Uplink Ports	4*1000Base-X SFP	
Console Port	1*RJ-45 console port	
OOB Port	1*100Base-TX RJ-45 port	
Init Button	Short press to restart the switch, long press >5s to initialize the system	
Led Indicators	2*Power Indicators, 1*System Indicator, 1*Alarm Indicator 24*Downlink Port Link Indicators, 24*Downlink Port PoE Indicators, 4*Uplink Port Link Indicators	
Cable	Cat5e or better	
Dimensions (W*D*H)	442*320*44mm	
Net Weight	Standard with 1 AC power module: 5kg, AC module: 1 kg, DC module: 0.3kg	
Input Voltage	Option 1	AC+AC Redundant power supply, both pluggable 1 AC power module comes standard, another one needs to be purchased separately AC1: 100~127V 50~60Hz 13A max, Rated output power: 1000W max 200~240V 50~60Hz 10A max, Rated output power: 2000W max AC2: 100~127V 50~60Hz 13A max, Rated output power: 1000W max 200~240V 50~60Hz 10A max, Rated output power: 2000W max
	Option 2	AC+DC Redundant power supply, both pluggable AC power module comes standard, DC power module needs to be purchased separately AC: 100~127V 50~60Hz 13A max, Rated output power: 1000W max 200~240V 50~60Hz 10A max, Rated output power: 2000W max DC: Rated power: 54V; Power range: 53.5V ~57V, 40A, Rated output power: 2000W max
Power Consumption	≤30W (not include PoE)	
Installation	Rack mounted/desktop/wall mounted	
Material	Metal shell	
Switch Property		
Forwarding Modes	Store and Forward	
Switching Capacity	56Gbps / non-blocking	
Packet Forwarding Rate	41.7Mpps	
MAC Table	16k, supported auto learning	
Packet Buffer	12Mbit	
Jumbo Frame	9kB	
PoE		
PoE device	Endpoint PSE (Power Sourcing Equipment)	
PoE Standard	IEEE 802.3af/at /bt	
PoE Pin Assignment	1/2(-), 3/6(+), 4/5 (+), 7/8 (-)	
PoE Power Output	54V DC	
PoE Budget	90W max for each port, 1900W for whole switch	
Standard Conformance		
Standards Compliance	IEEE 802.1p Priority Queuing IEEE 802.1Q VLAN tagging IEEE 802.1D Spanning Tree Algorithm IEEE 802.1w Rapid Spanning Tree IEEE 802.1x Authentication IEEE 802.3ad Link Aggregation IEEE 802.3x Flow Control IEEE 802.3 Ethernet IEEE 802.3u Fast Ethernet IEEE 802.3z Gigabit Ethernet IEEE 802.3af Power Over Ethernet IEEE 802.3at Power Over Ethernet IEEE 802.3bt Power Over Ethernet	
EMC		
EMC	FCC 47 CFR Part 15 Class A EN55032 Class A IEC61000-4-2, Level 3: Contact Discharge: ±6kV, Air Discharge: ±8kV IEC61000-4-3, Level 2: 3V/m IEC61000-4-4, Level 2: 1kV IEC61000-4-5, line to earth: 6kV IEC61000-4-6, Level 2 (0.15MHz~80MHz)	
LVD		
LVD	EN 62368-1:2014 EN 62328-A11:2017	
Environments		
Operating	Temperature: -5~45°C Relative Humidity: 5%~95% (Non-condensation)	
Storage	Temperature: -40°C~85°C Relative Humidity: 5%~95% (Non-condensation)	
Certifications		
Certifications	CE, FCC	

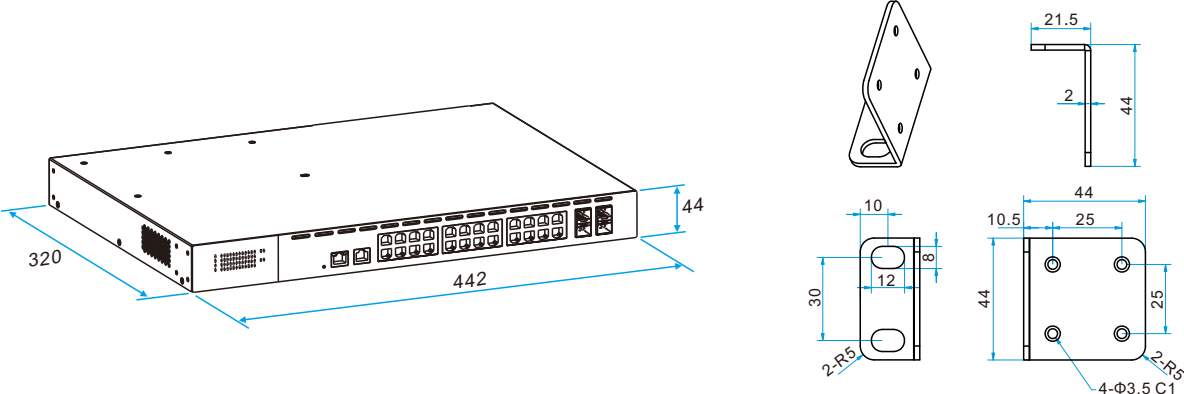
Software Specifications

UTP5328S-PSD2000	
System State	
System Status	<ul style="list-style-type: none"> • Device Name, MAC Address, Firmware Version and Hardware Version • System Time and Update Time • Memory, Temperature, CPU and Power Information • SFP Information
Traffic Statistics	<ul style="list-style-type: none"> • Sent Frame and Received Frame Statistics
MAC Address Table	<ul style="list-style-type: none"> • MAC Address Table and Sort Type
Port Configuration	
Port Setting	<ul style="list-style-type: none"> • Port State, Port Speed, Duplex Mode, Traffic Control and Port Range
Rate Limit	<ul style="list-style-type: none"> • Enable/disable • Port Range, Input Speed and Output Speed Limit
Storm Control	<ul style="list-style-type: none"> • Port Range, Broadcast Storm, Multicast Storm and Unknown Unicast Storm
Port Isolation	<ul style="list-style-type: none"> • Port Isolation or Normal mode • Port Range
LLDP Configuration	<ul style="list-style-type: none"> • Enable/disable • Hold Time and Interval Time • LLDP Port Configuration
LLDP Neighbors	<ul style="list-style-type: none"> • Total Entries Displayed
PoE Setting	<ul style="list-style-type: none"> • Power Setting • Power Status • Port Status and Control
Ethernet Switch	
Link Aggregation	<ul style="list-style-type: none"> • Aggregated Load Pattern Setting, Trunk Name, Aggregation Pattern Setting and Port Range
802.1Q VLAN	<ul style="list-style-type: none"> • Port Range, Link Type, PVID, VLAN-allowed and VLAN-untagged
802.1p QoS	<ul style="list-style-type: none"> • Enable/disable QoS Setting • QoS Priority • Enable/disable 802.1p QoS Setting • 802.1p Mark Range and Priority
WRR	<ul style="list-style-type: none"> • WRR Bandwidth Weights Settings (8 Queues)
Voice VLAN	<ul style="list-style-type: none"> • Enable/disable • Mode Setting, Aging Time, Port, MAC, MASK and Description Setting
IP Service	
Interface IP	<ul style="list-style-type: none"> • Network Interface(VID) • Static IP/DHCP Selection • IPv4 and IPv6 Address
DHCP Server	<ul style="list-style-type: none"> • Enable/disable • DHCP Server Global Setting • Pool Name, Network Interface(VID), Gateway/Subnet, Start IP Address and Max Client Number
DHCP Snooping	<ul style="list-style-type: none"> • Enable/disable • Port Configuration
IP Routing	
RIP	<ul style="list-style-type: none"> • Enable/disable • Protocol Type and Network Interface
OSPF	<ul style="list-style-type: none"> • Enable/disable • OSPF Host ID, Region ID, Region Type and Network Interface
Routing Table	<ul style="list-style-type: none"> • Target Network, Next Hop Address, Path Consumption
IP Multicast	
IGMP Snooping	<ul style="list-style-type: none"> • IGMP Configuration • Static Multicast Table Configuration
Security Configuration	
802.1x Authentication	<ul style="list-style-type: none"> • Enable/disable • Timing Update Authentication, Radius Server, Radius Server Setting and Server Port Setting • Port Setting
Local Radius Setting	<ul style="list-style-type: none"> • Radius User Settings
AAA	<ul style="list-style-type: none"> • Local/radius Selection
Static Address Lock	<ul style="list-style-type: none"> • Enable/disable • MAC Address, Vlan ID and Port Setting
MAC Dynamic Aging	<ul style="list-style-type: none"> • Aging Time Setting
MAC ACL	<ul style="list-style-type: none"> • MAC ACL Configuration
IP Stand ACL	<ul style="list-style-type: none"> • IP ACL Configuration
IP Extend ACL	<ul style="list-style-type: none"> • IP Extend ACL Configuration
Reliability	
Rapid Spanning Tree	<ul style="list-style-type: none"> • Enable/disable • STP Version, Device Priority, Message Sending Period, Message Maximum Lifetime and Port State Transition Delay • This Bridge Update Message • Port Configuration
Fast Ring Protect	<ul style="list-style-type: none"> • Enable/disable • Fast Ring Network Group 1 • Fast Ring Network Group 2
Loopback Protect	<ul style="list-style-type: none"> • Enable/disable • Protect Automatic Recovery, Disable Loop Port Time and Port Range
CCM	<ul style="list-style-type: none"> • MD Name, MA Name, Maint Domain Level, MEP ID, RMEP ID, Port and CCM Interval
ERPS Ring	<ul style="list-style-type: none"> • Ring Number, East Interface and West Interface
ERPS Instance	<ul style="list-style-type: none"> • Enable/disable • Name, ID, Ring Number, Level, RAPs Vlan Owner Interface, Subring Block and Associated Instance
VRRP Setting	<ul style="list-style-type: none"> • Virtual Route VRRP Setting
Network Diagnosis	
ICMPv4	<ul style="list-style-type: none"> • ICMPv4 Checking
ICMPv6	<ul style="list-style-type: none"> • ICMPv6 Checking
Traceroute	<ul style="list-style-type: none"> • Traceroute
Alarm Management	
Alarm Host	<ul style="list-style-type: none"> • Temperature, Power Supply, Fan, Port Network and Port PoE Alarm Setting
System Management	
Port Mirroring	<ul style="list-style-type: none"> • Enable/disable • Monitor Port, Mirror Port Range and Collect Data Setting
SNMP	<ul style="list-style-type: none"> • Enable/disable • SNMP Gateway, SNMP Version, Read-only Group Name and Read and Write Group Name Setting • SNMP V3 Setting: User Name, Read and Write Mode Identity Authentication, Verify Password, Encryption Protocol, Encryption Password
Telnet	<ul style="list-style-type: none"> • Enable/disable
HTTP Setting	<ul style="list-style-type: none"> • Http/https Selection
Time	<ul style="list-style-type: none"> • Local Time Setting • Using NTP Setting
Syslog	<ul style="list-style-type: none"> • Enable/disable • Show Type and Information Processing
Management	<ul style="list-style-type: none"> • Restore Factory Value, System Reboot, • Download Configuration File • Upload Configuration File • System Upgrade
User Setting	<ul style="list-style-type: none"> • Access Privilege • User Account Setting
Timing Restart	<ul style="list-style-type: none"> • Timing Restart by Day/ Week/ Month
One Key Smart	<ul style="list-style-type: none"> • CCTV, Device Lock, Fast Ring, Device Online

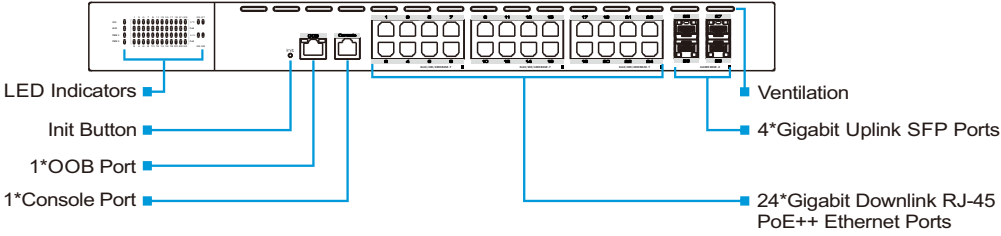
Appearances and Dimensions

UTP5328S-PSD2000

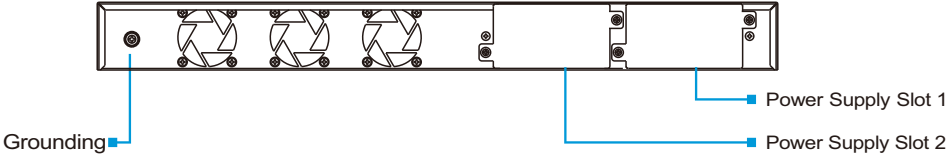
Appearances



Front Panel



Rear Panel (AC+AC Power)



Packing List

Welcome to order our products. After purchasing, you will receive:

Items	Quantity
Switch	1 set
AC Power Module and Cable	1 set
DC Power Module and Cable (Optional)	1 set
Mounting Accessory	1 set
Quick Installation Guide	1 pc

Related Products

Model	Description
G1116-2000WNA	2000W Hot-swappable AC Power Supply
PWR5328S-2000DC	DC Power Module for 24-Port PoE++ Switch
SFP-1.25G-550M	Gigabit multimode dual fiber 550m SFP optical module
SFP-1.25G-20KM-TX/RX	Gigabit single mode single fiber 20km SFP optical module TX/RX

More Information

For more information, please visit:

www.utepo.net

SHENZHEN UTEPO TECH LTD.

Head quarter: 5F, Building B, Tiange Science and Technology Park, NO.2, Luozu Industrial Avenue, Shi'yan Street, Bao'an District, Shenzhen, Guangdong, China

Tel: +86-755-83898016-863 or +86-1501-2669-765 (Sales)

Email: info@utepo.net (Sales), support@utepo.net (Technical support)

©2021 SHENZHEN UTEPO TECH LTD. All Rights Reserved.

Version,V1.0, updated 2021.8.6.

The information in this document is subject to change without notice.

Every effort has been made in the preparation of this document to ensure accuracy of the contents, but all statements, information, and recommendations in this document do not constitute a warranty of any kind, express or implied.